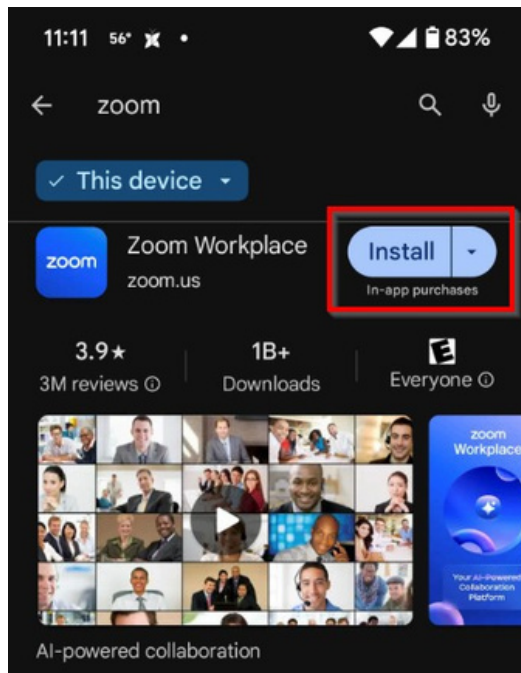


How to join a video visit from your tablet, iPad or smartphone

Download Zoom application to your device

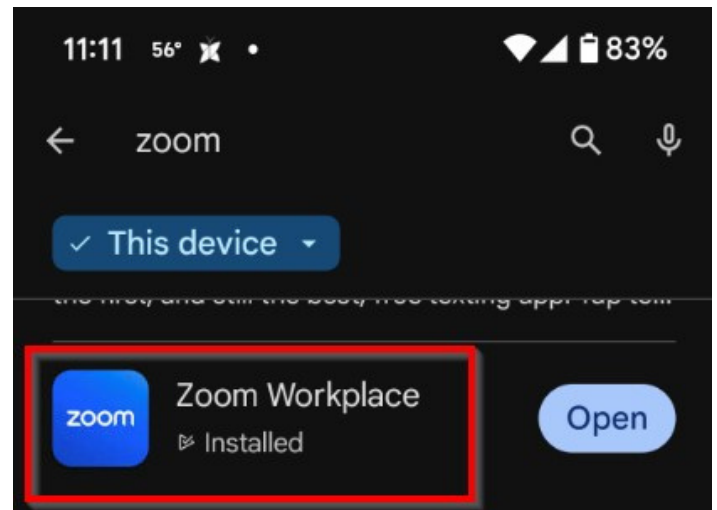
1

Search for “**Zoom**” in Google Play or Apple App Store. Then click “**Install.**”



2

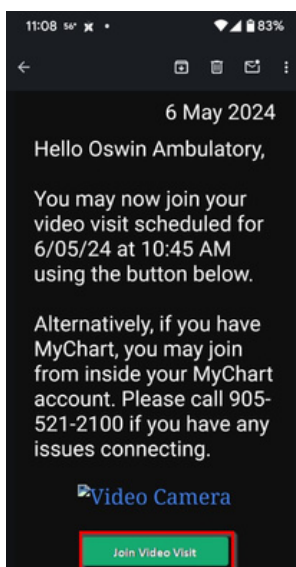
You will now see **Zoom Workplace** installed to your device.



How to join from email

3

Open your email to find the visit information. Click on “**Join Video Visit.**”

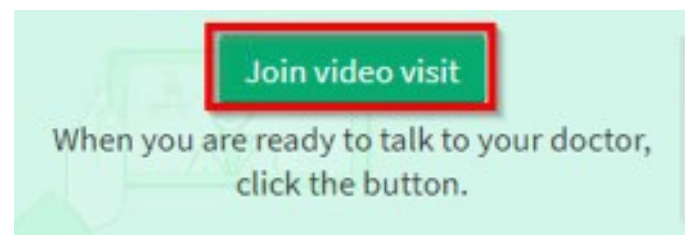


How to join from MyChart application

4

Open your MyChart application and go to “**Begin Visit.**”

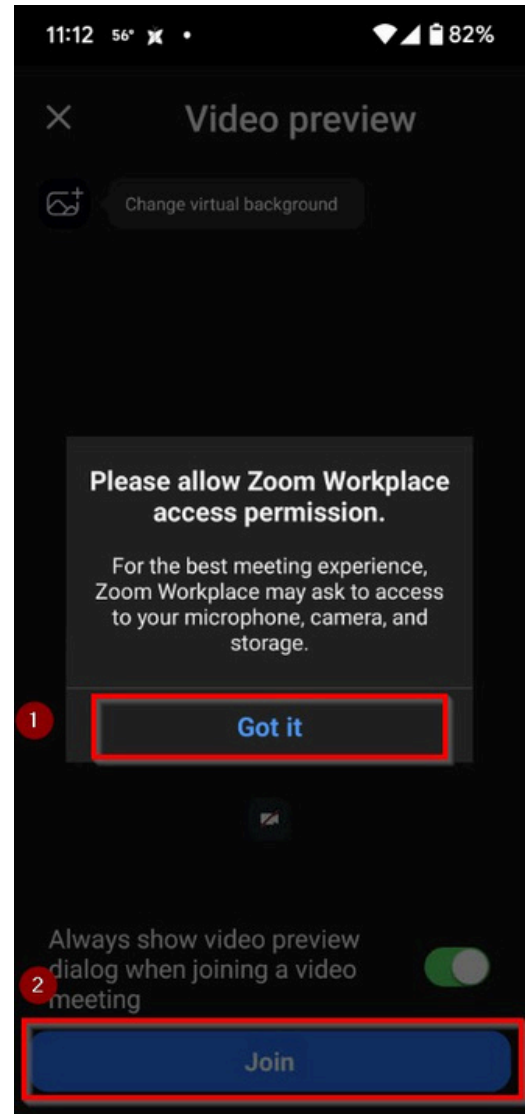
Then click “**Join video visit.**”



Accessing Zoom Meeting

- 5** You may see a button with **"Got it."**
Click on that button to enable mic and video access. You may then click on **"Join."**

- 6** You will now be waiting for your provider to join the meeting.



If you are unable to join and did not receive a phone call from your health care provider, please contact your health care provider's office.

